

Name: _____

Ordering Numbers

Directions: Write the numbers in order from least to greatest.


5,291 7,295 4,628 5,052

3,899 6,003 3,998 8,447

2,070 1,663 5,611 9,415

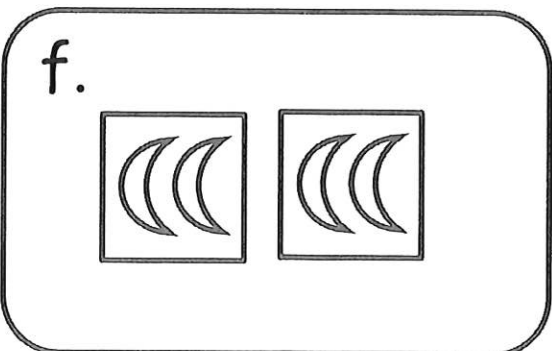


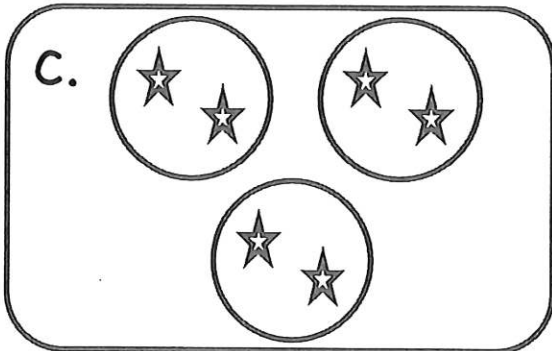

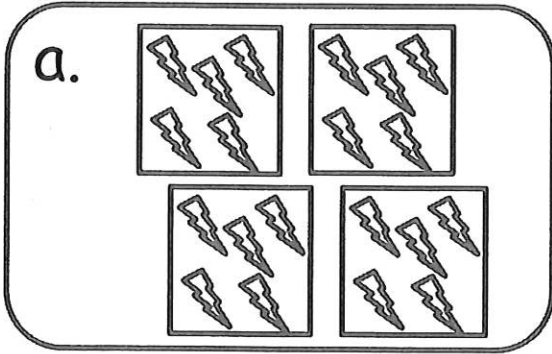
4,050 4,005 5,405 5,040

Name: _____




Multiplication Using Pictures

Directions: Match the picture with the correct problem.



1. _____ 3×2
2. _____ 6×1
3. _____ 4×5
4. _____ 5×3
5. _____ 2×2
6. _____ 3×5

Name: _____



Multiplication

Directions: Draw pictures to represent the multiplication number sentences at the bottom.

a.

b.

c.

d.

e.

f.

a. $8 \times 3 =$ _____

b. $6 \times 3 =$ _____

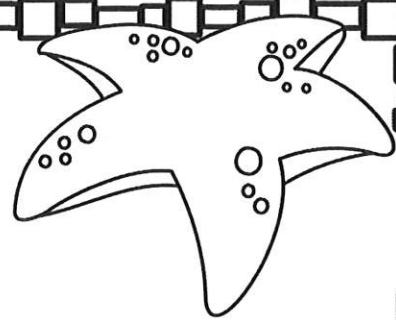
c. $2 \times 4 =$ _____

d. $5 \times 5 =$ _____

e. $4 \times 6 =$ _____

f. $3 \times 7 =$ _____

Name: _____



Missing Factors

$$3 \times \underline{\quad} = 9$$

$$9 \times \underline{\quad} = 36$$

$$\underline{\quad} \times 5 = 20$$

$$5 \times \underline{\quad} = 10$$

$$\underline{\quad} \times 2 = 8$$

$$10 \times \underline{\quad} = 100$$

$$7 \times \underline{\quad} = 42$$

$$\underline{\quad} \times 8 = 64$$

$$\underline{\quad} \times 4 = 36$$

$$4 \times \underline{\quad} = 28$$

$$6 \times \underline{\quad} = 48$$


$$\underline{\quad} \times 1 = 8$$

$$\underline{\quad} \times 7 = 56$$

$$\underline{\quad} \times 3 = 24$$

Name: _____

Complete the number sentences.



$5 \times \square = 15$

$15 \div 5 = \square$

$3 \times \square = 24$

$24 \div 3 = \square$

$9 \times \square = 45$

$45 \div 9 = \square$

$7 \times \square = 49$

$49 \div 7 = \square$

$4 \times \square = 36$

$36 \div 4 = \square$

$8 \times \square = 64$

$64 \div 8 = \square$

$2 \times \square = 20$

$20 \div 2 = \square$

$6 \times \square = 54$

$54 \div 6 = \square$

$11 \times \square = 99$

$99 \div 11 = \square$

$10 \times \square = 70$

$70 \div 10 = \square$

$12 \times \square = 72$

$72 \div 12 = \square$

Name: _____

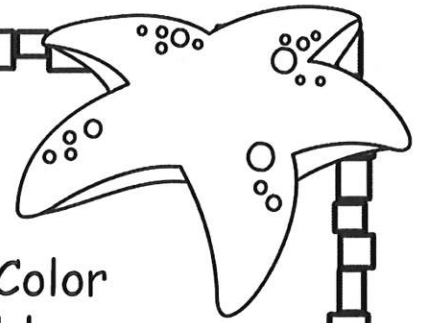
Multiplication & Division

Solving word problems.

Marcus has six apples. He cut each into 7 slices. How many slices does he have? Write a number sentence and draw a picture to show your thinking.

If Marcus had six more apples, but cut them into 8 slices each, how many total slices would he have then?

Name: _____



Division Facts

Directions: Write the answer to each fact. Color the odd answers red and the even answers blue.

$40 \div 8 =$

$18 \div 2 =$

$32 \div 4 =$

$36 \div 6 =$

$10 \div 5 =$

$20 \div 2 =$

$15 \div 3 =$

$70 \div 10 =$

$81 \div 9 =$

$9 \div 1 =$

$27 \div 3 =$

$48 \div 6 =$

$45 \div 9 =$

$32 \div 8 =$

$72 \div 8 =$

$24 \div 4 =$

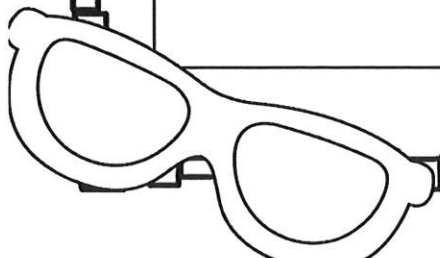
$28 \div 7 =$

$60 \div 10 =$

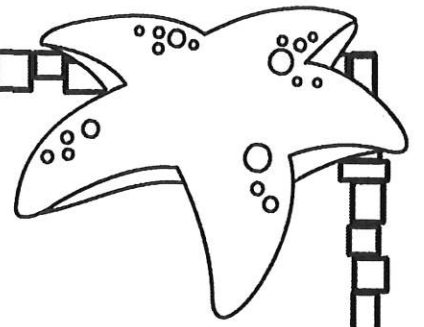
$49 \div 7 =$

$45 \div 5 =$

$63 \div 7 =$



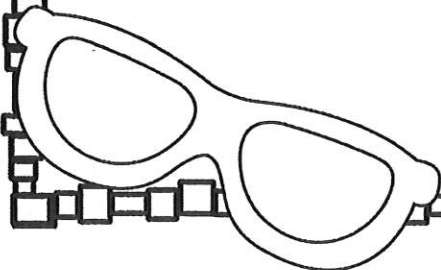
Name: _____



2 Step Word Problems


Amar bought a new hat for \$19 and a game for \$16.
How much did the items cost? Amar had two \$20
bills. How much change did he receive?

My mom bought 5 pizzas. They cost \$9 each. She
had \$50. How much change did she receive?

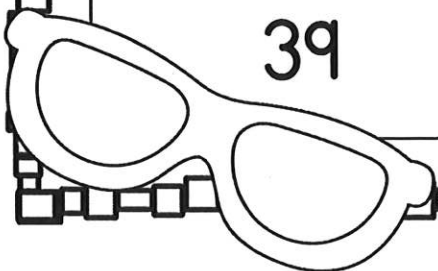


Name: _____

Multiply by 10 and 100



The number is	When I multiply the number by 10, it becomes...	When I multiply the number by 100, it becomes...
46		
23		
47		
83		
71		
97		
39		



Name: _____

Patterns in Addition & Multiplication

Directions: Determine the pattern. Fill in the missing rule, input or output.

Rule: add _____

input	output
47	77
73	
25	
12	
34	

Rule: multiply by _____

input	output
12	60
6	
8	
2	
7	

Rule: _____

input	output
23	73
15	
	86
	91
7	


Rule: _____

input	output
7	77
2	
	44
8	88
10	

Name: _____

Rounding Numbers


Directions: Round each number to the nearest 10 and then the nearest 100.



	rounded to the nearest 10	rounded to the nearest 100
317		
723		
655		
208		
939		
146		
572		
864		
481		

Name: _____

Addition & Subtraction within 1000



$$\begin{array}{r} 254 \\ +326 \\ \hline \end{array}$$

$$\begin{array}{r} 683 \\ -495 \\ \hline \end{array}$$

$$\begin{array}{r} 424 \\ +509 \\ \hline \end{array}$$

$$\begin{array}{r} 700 \\ -187 \\ \hline \end{array}$$

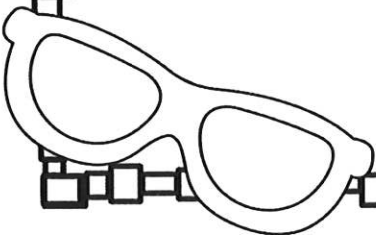
$$\begin{array}{r} 104 \\ +758 \\ \hline \end{array}$$

$$\begin{array}{r} 930 \\ -876 \\ \hline \end{array}$$

$$\begin{array}{r} 565 \\ +275 \\ \hline \end{array}$$

$$\begin{array}{r} 808 \\ -692 \\ \hline \end{array}$$

$$\begin{array}{r} 337 \\ +486 \\ \hline \end{array}$$

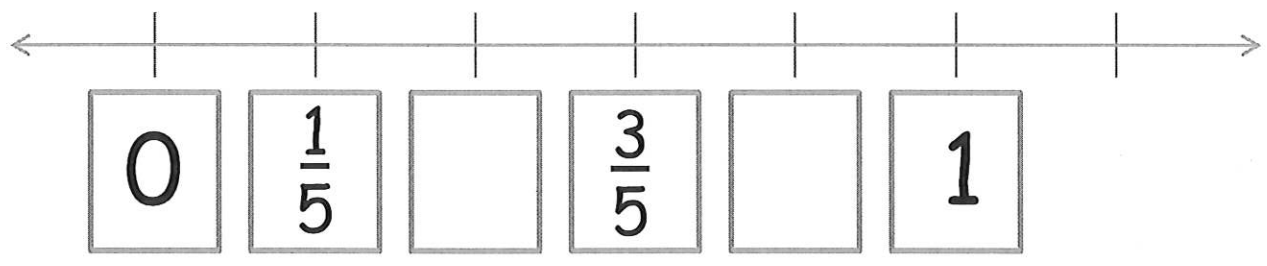
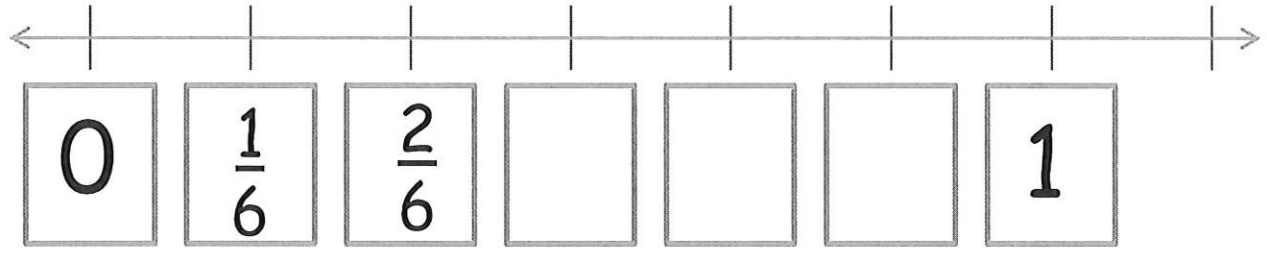




Name: _____

Fractions on a Number Line

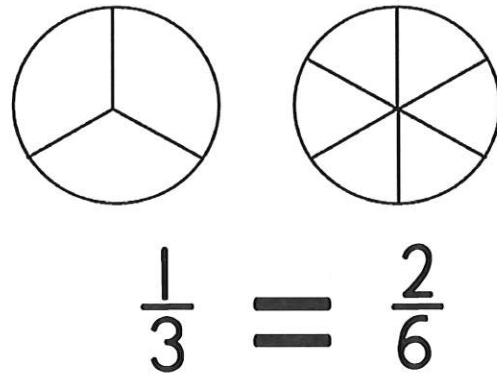
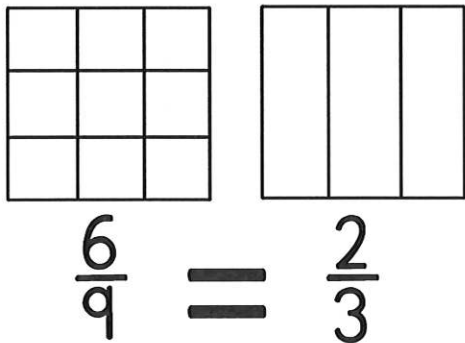
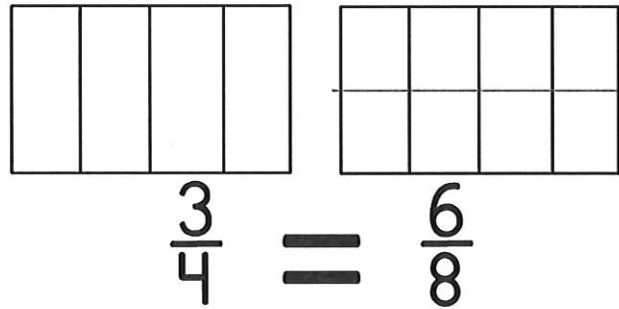
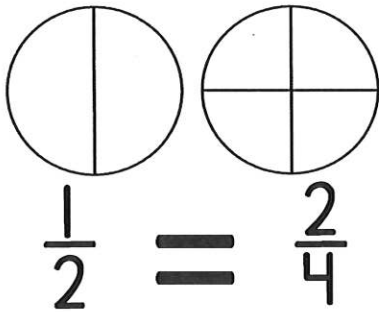

Directions: Write the missing fractions on the number line.





Name: _____

Equivalent Fractions

Directions: Color the shapes to show the equivalent fractions.




Divide the shapes to show that $\frac{1}{4} = \frac{2}{8}$




Name: _____




Telling Time to the Minute




_____ : _____




_____ : _____




_____ : _____




_____ : _____




_____ : _____




_____ : _____



_____ : _____



_____ : _____



_____ : _____

Name: _____



Telling Time Word Problems

Directions: Read and solve each word problem.

Kylah worked on her math homework for 15 minutes. She read her book for 20 minutes. How long did she work on homework?

Janice ran for 30 minutes each morning for one week. How many minutes total did she run?


Ray worked at the food pantry for 3 hours and 15 minutes on Saturday and 2 hours and 40 minutes on Sunday. How much time did he volunteer on the weekend?

Caleb started his chores at 8:00 a.m. on Friday morning. He finished 6 hours and 30 minutes later. What time did Caleb finish his chores?

Rodney ran in a marathon. It took him 3 hours and 46 minutes to finish the entire race, which started at 10:00 a.m. What time did he finish the race?

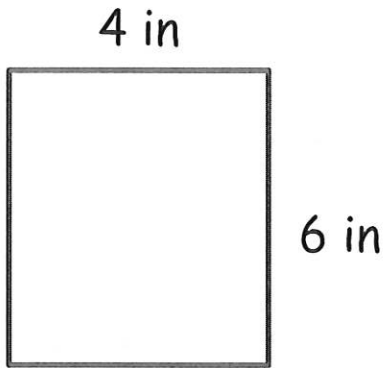
Heather was baking pies for a school fund raiser. She put her cherry pie in the oven at 2:55 p.m. It took one hour and five minutes to bake. What time was the pie done?

Name: _____

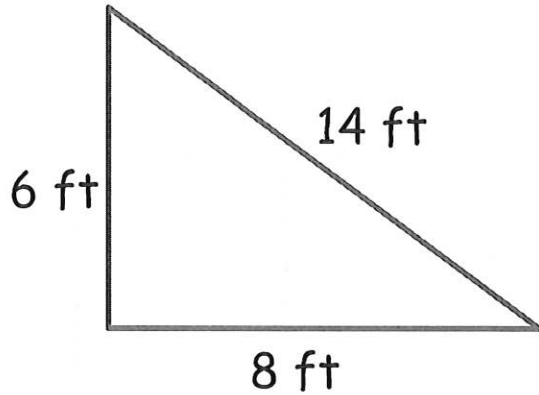


Finding the perimeter.

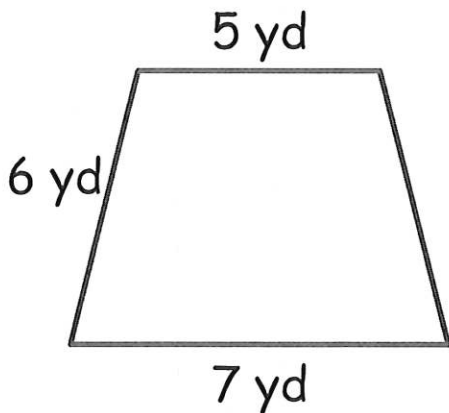
Directions: Add the length of the sides to find the perimeter of each shape.



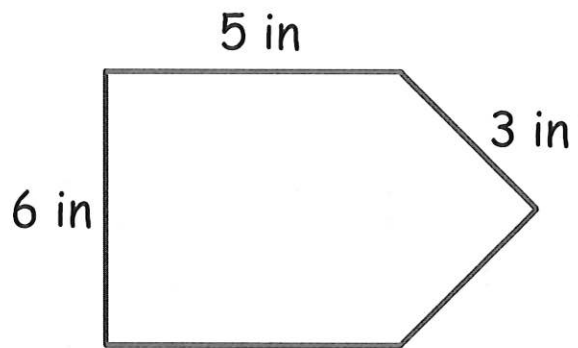
The perimeter is:



The perimeter is:




The perimeter is:



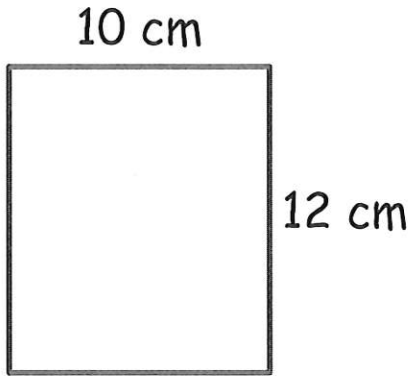
The perimeter is:

Name: _____

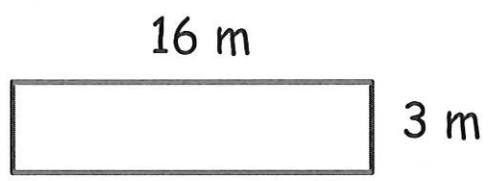


Finding the Area

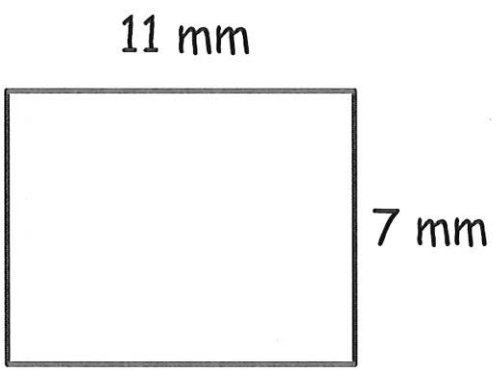
Directions: Multiply the length by width to find the area.



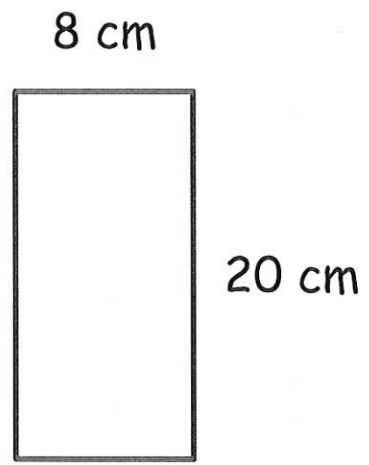
The area is:



The area is:



The area is:

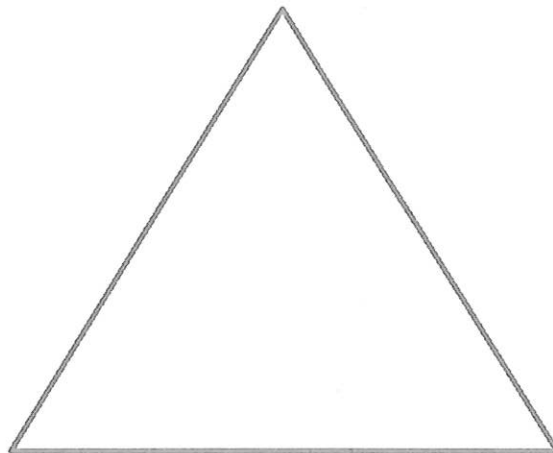





The area is:

Name: _____

Label the Triangles

Directions: Label each triangle:
equilateral, isosceles or scalene.



Name: _____

Drawing Quadrilaterals

Practice drawing shapes. Show a rhombus, a rectangle and a square below.